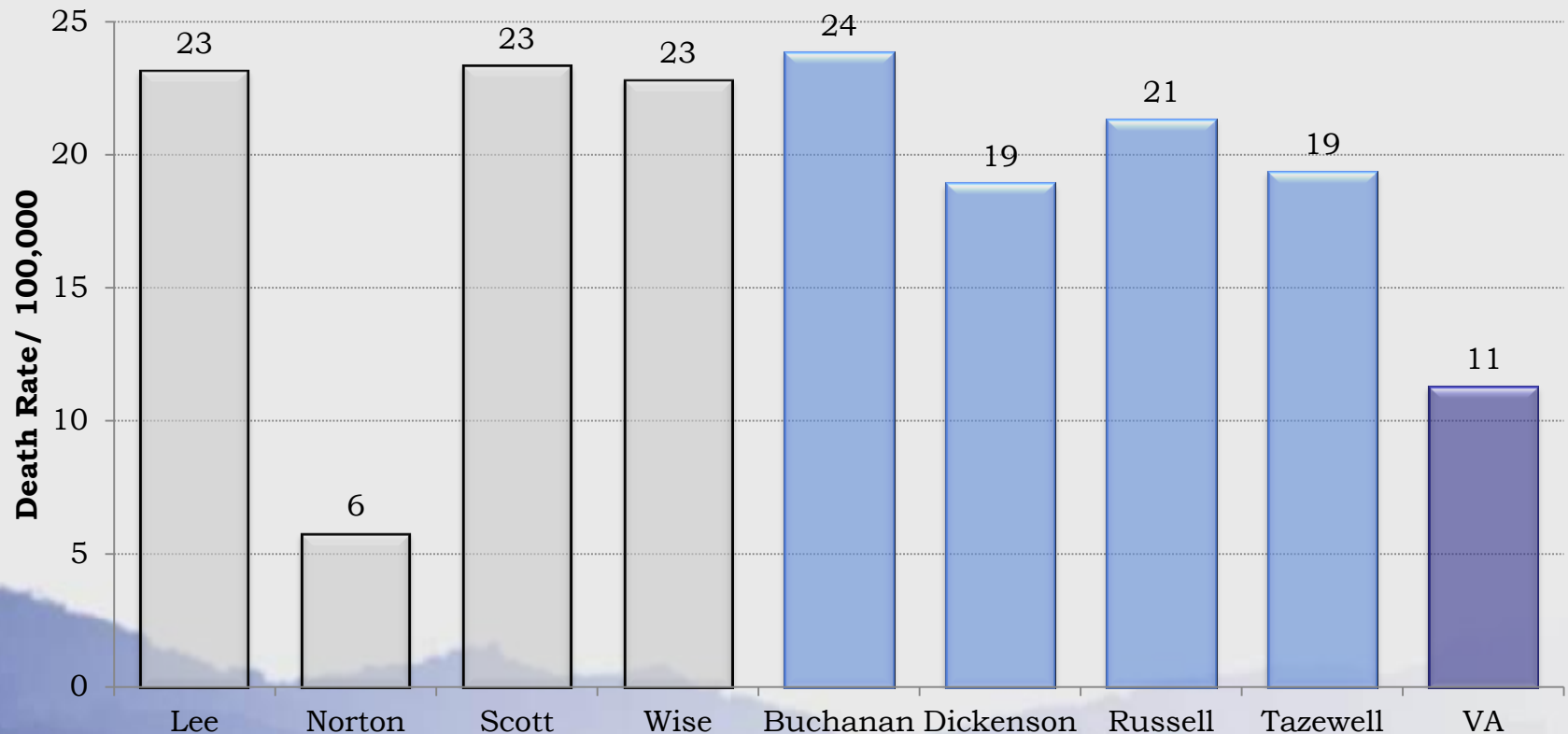
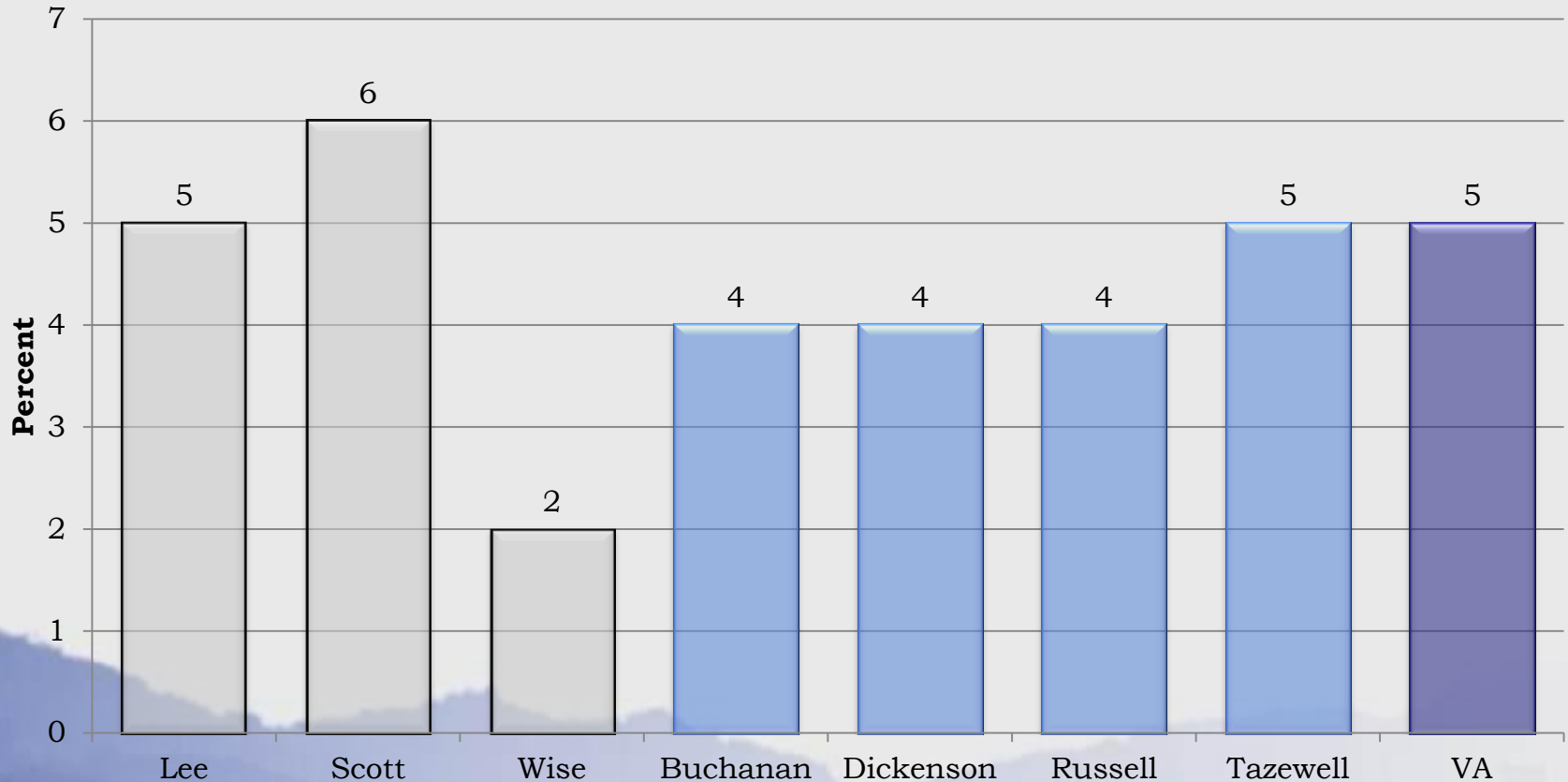


# Age-Adjusted Death Rates due to Suicide\* per 100,000 resident (2006-2008 average)



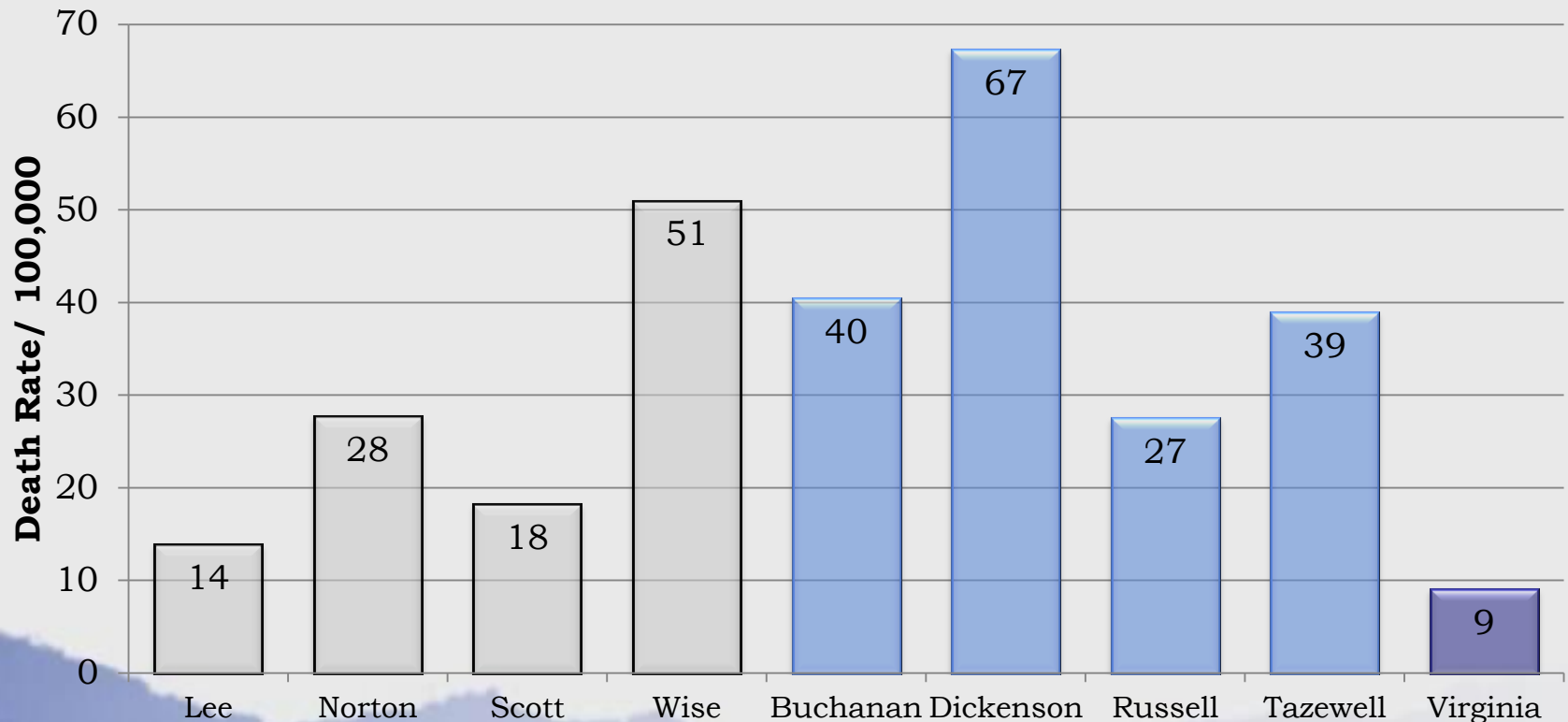
\*Suicide includes all type of mechanisms: firearm, poisoning, suffocation, cuts or pierces, falls, drowning, etc.

# Age-Adjusted Death Rates due to Homicide\* per 100,000 resident (2006-2008 average)



\*Homicide includes all type of mechanisms: firearm, poisoning, suffocation, cuts or pierces, falls, drowning, etc. Norton City does not have cases reported.

# Age-Adjusted Death Rates due to Poisoning\* per 100,000 resident (2006-2008 average)



\*Death due to poisoning includes all deaths unintentional, suicide, and homicide. A poison is any substance that can be harmful to your body when ingested, inhaled, injected, or absorbed through the skin. Any substance can be poisonous if taken incorrectly or in excess, including prescription medication, alcohol, etc.

# Mental Health Community Services Boards

## ∞ Health Planning Region 3 (HPR 3) ∞

### ➤ Planning District I

- **PLANNING DISTRICT ONE MENTAL HEALTH & MENTAL RETARDATION SERVICES BOARD**
  - Lee, Scott, Wise, and Norton City

### ➤ Planning District II

- **CUMBERLAND MOUNTAIN CSB**
  - Buchanan, Russell, and Tazewell
- **DICKENSON COUNTY BEHAVIORAL HEALTH SERVICES**
  - Dickenson

# State MH Facility Bed Days Utilized

## 7/01/09 – 6/30/10

Lupita obtained this but there is no way to determine how many people used MH beds...could be just a couple of people: DELETE

	<u>Child/Adolescent Patient</u>		<u>Civil Adult Patient</u>		<u>Forensic Adult Patient</u>		<u>Geriatric Patient</u>	
	Days	Population (0-17)	Days	Population (18-64)	Days	Population (18-64)	Days	Population (>65)
PD 1	239	19,056	5,636	59,517	1,245	59,517	1,368	14,664
Cumberland Mountain	118	19,569	4,473	61,843	3,208	61,843	640	15,605
Dickenson	13	3,274	384	10,189	24	10,189	365	2,624
Other	10,809	1,814,461	210,995	4,972,037	138,050	4,972,037	116,303	934,658
Virginia	11,179	1,847,182	221,488	5,075,318	142,527	5,075,318	118,676	960,090

# CSB Self-Report Data

## Face-to-Face Emergency Services Evaluations

### June Survey 2007

	<b>Mental Illness</b>		<b>Substance Abuse</b>		<b>Mental Illness &amp; Substance Abuse</b>		<b>None</b>	
	<b>N</b>	<b>%†</b>	<b>N</b>	<b>%†</b>	<b>N</b>	<b>%†</b>	<b>N</b>	<b>%†</b>
<b>Planning District 1</b>	54	65%	12	14%	15	18%	2	2%
<b>Cumberland Mountain</b>	18	42%	9	21%	10	23%	6	14%
<b>Dickenson CSB</b>	65	57%	13	11%	31	27%	5	4%
<b>Other CSB in Virginia</b>	2291	64%	311	9%	790	22%	176	5%
<b>Total cases in Virginia</b>	2,428		345		846		189	

† Percent are with respect to the clients evaluated within CSBs.

McGarvey, Commission on Mental Health Law Reform, June Survey, 2007